

Part No.LD006A

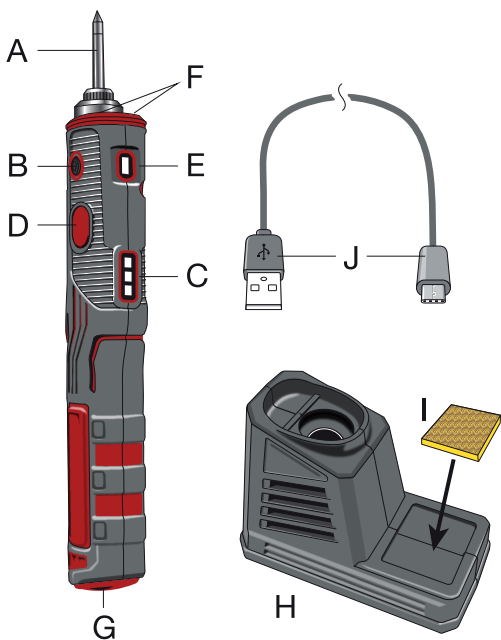
Cordless Rechargeable Soldering Iron

**8 watt
Instructions**

FROGBRO®



Components



Ref.	Description
A	Soldering Tip (replaceable)
B	Power Button
C	Battery Indicator
D	Touch Sensor
E	Temperature Indicator LEDs
F	Work Lights (2 x LEDs)
G	Charge Port
H	Stand
I	Tip Cleaning Sponge
J	USB Charging Connector Lead

Operation

FIRST USE

ACTIVATE
SENSOR
D

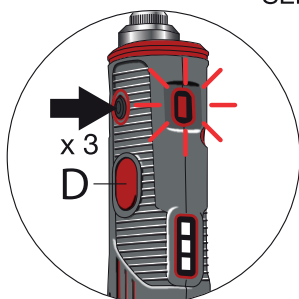


Fig 1

ON

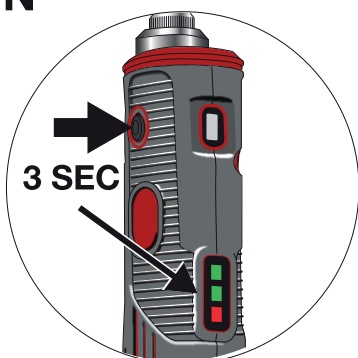
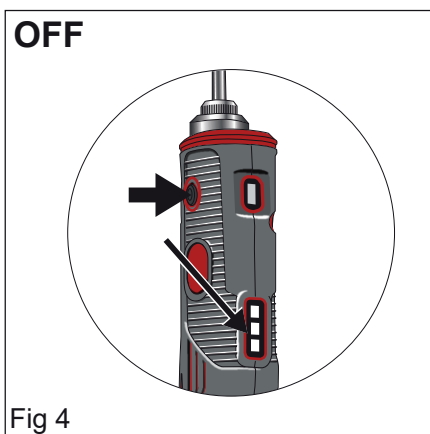
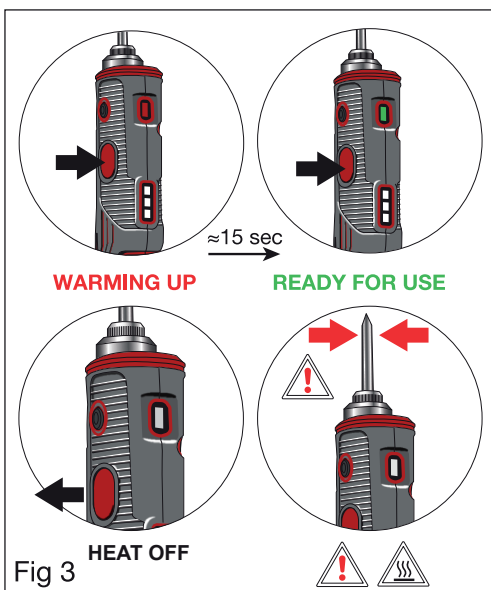
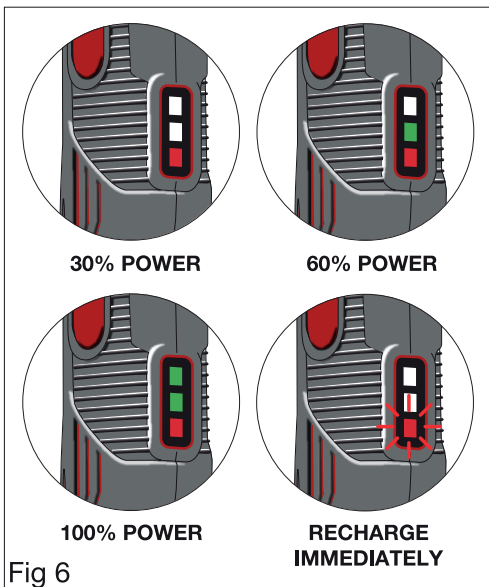
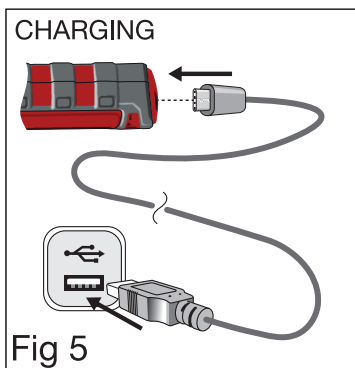


Fig 2

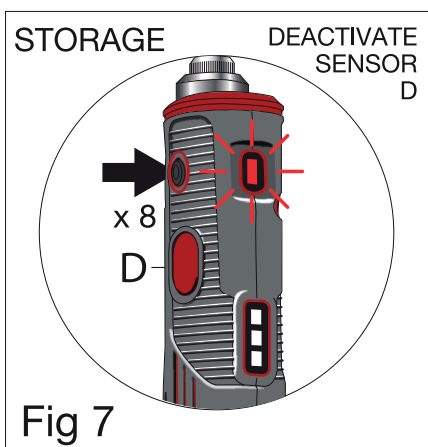
Operation



Operation



Operation



Changing the soldering tip:



Specifications

Lithium battery:	3.7V 1800mAH
Charge time:	1.5 hours (approximately)
Charging method:	USB (PC, laptop or USB mains adaptor)
Rated voltage:	5 V DC
Rated power input:	8W
Max temperature	480° C
Max continuous working time:	1 hour
Auto shut-off	Approximately 3 minutes
Accessories included:	Stand, USB cable, tip-cleaning sponge, 1 tube lead-free soldering wire

Precautions



- Wear approved eye and hand protection.
- Read and understand these instructions.
- Caution: soldering tip gets very hot in use (480° C).
- Ensure the work area is clean, uncluttered and there are no flammable or combustible materials near the work area.
- Do not leave tool unattended after use (fire hazard).
- Always place the soldering iron in its stand when not in use.
- Remove excess solder from the soldering tip on the cleaning sponge provided.
- Do not attempt to remove excess solder from the tip by shaking it — hot solder can land on skin and cause burns and blisters.
- Do not cool the tip by immersing in water.
- Do not allow pets or children into the area where the soldering iron is being used.
- If soldering tip is badly fitted or loose, the red temperature indicator LED (E) will flash continuously.
- Tool does not operate while it is being charged.
- Do not attempt to open, disassemble, modify or service the battery pack.
- Do not let the device get wet or use in damp or wet conditions.
- Do not expose to temperatures above 60°C (140°F).
- Keep device clean and store in a dry and secure area.
- Dispose of device according to relevant local authority guidelines.
- No liability is accepted for incorrect use of this product — do not use the product for tasks it is not designed for. Use the product correctly and with care. Failure to do so may cause damage and/or personal injury and will invalidate the warranty.

Maintenance

- Before cleaning, please disconnect the device.
- Clean the equipment with a dry cloth.
- If you don't want to use this equipment for a period of time, please store it in a dry and ventilated place. Keep it out of reach of children.

Disposal method

Waste electronic products should not be disposed together with household garbage. Please recycle where there are facilities. Please consult your local authority or retailer for recycling recommendations.

